



**Main catalogue**  
*Catalogue général*  
**Catálogo general**  
*Catálogo geral*











**ARDEA**

EN	<b>MOBILITY PRODUCTS</b>
F	<b>PRODUITS D'AIDE À LA MOBILITÉ</b>
ES	<b>AYUDAS PARA LA MOVILIDADE</b>
P	<b>AUXÍLIO À MOBILIDADE</b>

Our line of self-propelling, foldable, transit, children, travel, reclining and multifunctional wheelchairs.



- EN** Folding wheelchair in painted steel  
**F** Fauteuil roulant pliant en acier vernis  
**ES** Silla de ruedas plegable en acero pintado  
**P** Cadeira de rodas dobrável em aço pintado

*Start*

## Single cross frame

### Series CP100



### Optional accessories



**Cod. CPA150**  
Armrest adjustable height 74÷82cm from floor - PAIR



**Cod. CPA120V**  
**Cod. CPA122V** (only for 38 size)  
Painted elevating footrests -PAIR



**Cod. CPA120C**  
**Cod. CPA122C** (only for 38 size)  
Chrome-plated elevating footrests - PAIR



**Cod. CPA501**  
Linear table for wheelchair - 55x32 cm



**Cod. CPA506**  
Table for wheelchair 58x38 cm

### Spare parts

**Cod. CPR100 PAIR**  
Complete armrest

**Cod. CPR120 PAIR PU**  
Rear wheel Ø 60 cm

**Cod. CPR111 PAIR**  
Swing away lateral footrest

















**Cod. CPR140 SINGLE**  
PVC front wheel Ø 20x2,5 cm

**Cod. CPR135 PAIR**  
PAIR Swing away lateral footrest (size 38 only)

**Cod. CPR241 SINGLE**  
Plastic footrest

**Cod. CPR105**  
Only armrest padding

### Technical features

SPECIFICATIONS																
Front wheels		PVC, black, steel fork														
Rear wheels		Aluminium with radius, PU, black														
Upholstery		Padded nylon - Fire reaction tested, according to EN1021-1/2														
WEIGHT AND DIMENSION																
Measures in cm																 Max loading weight
CP100-38								38		56						
CP100-40								40		58						
CP100-43								43		61						
CP100-45	113	83	43	90	74	49	42÷56	45	43	63	27	17,5	60	20	-	120
CP100-46								46		63,5						
CP100-48								48		65						

- EN** Folding wheelchair in painted steel  
**F** Fauteuil roulant pliant en acier vernis  
**ES** Silla de ruedas plegable en acero pintado  
**P** Cadeira de rodas dobrável em aço pintado

*Start*

## Single cross frame

### Series **CP100R**



### Optional accessories



**Cod. CPA121**  
Painted elevating  
footrests -PAIR



**Cod. CPA501**  
Linear table  
for wheelchair -  
55x32 cm



**Cod. CPA506**  
Table for wheelchair  
58x38 cm

### Spare parts

**Cod. CPR400 PAIR**  
Complete armrest

















**Cod. CPR413 PAIR**  
Rear wheel Ø 60 cm

**Cod. CPR410 SINGLE**  
PVC front wheel  
Ø 20x2,5 cm

**Cod. CPR415 PAIR**  
Swing away lateral  
footrest

**Cod. CPR402**  
Only armrest padding

### Technical features

SPECIFICATIONS																
Front wheels		PVC, black, steel fork														
Rear wheels		Aluminium with radius, PU, black														
Upholstery		Padded nylon - Fire reaction tested, according to EN1021-1/2														
WEIGHT AND DIMENSION																
Measures in cm																 Max loading weight
CP100R-40								40			58					
CP100R-43								43			60,5					
CP100R-45	103	85	40	91	75	50	20	45	43		63	26,5	17,5	60	20	-
CP100R-48								48			65					
																120

- EN** Folding wheelchair in painted steel  
**F** Fauteuil roulant pliant en acier vernis  
**ES** Silla de ruedas plegable en acero pintado  
**P** Cadeira de rodas dobrável em aço pintado

*Start1*

## Single cross frame - Quick release

### Series CP102



### Optional accessories



**Cod. CPA150**  
Armrest adjustable  
height 74÷82cm from  
floor - PAIR



**Cod. CPA120V**  
**Cod. CPA122V** (only  
for 38 size)  
Painted elevating  
footrests -PAIR



**Cod. CPA120C**  
**Cod. CPA122C** (only  
for 38 size)  
Chrome-plated  
elevating footrests  
- PAIR



**Cod. CPA501**  
Linear table  
for wheelchair -  
55x32 cm



**Cod. CPA506**  
Table for wheelchair  
58x38 cm

### Spare parts

**Cod. CPR100 PAIR**  
Complete armrest

**Cod. CPA242 PAIR PU**  
Rear wheel Ø 60 cm

**Cod. CPR111 PAIR**  
Swing away lateral  
footrest

















**Cod. CPR140 SINGLE**  
PVC front wheel Ø  
20x2,5 cm

**Cod. CPR135 PAIR**  
PAIR Swing away lateral  
footrest (size 38 only)

**Cod. CPR241**  
SINGLE Plastic  
footrest

**Cod. CPR105**  
Only armrest padding

### Technical features

SPECIFICATIONS																
Front wheels		PVC, black, steel fork														
Rear wheels		Aluminium with radius, PU, black														
Upholstery		Padded nylon- Fire reaction tested, according to EN1021-1/2														
WEIGHT AND DIMENSION																
Measures in cm																 Max loading weight
CP102-38								38		56						
CP102-40								40		58						
CP102-43								43		61						
CP102-45	113	83	43	90	74	49	42÷56	45	43	63	27	17,5	60	20	-	120
CP102-46								46		63,5						
CP102-48								48		65						

- EN** Folding wheelchair in painted steel  
**F** Fauteuil roulant pliant en acier vernis  
**ES** Silla de ruedas plegable en acero pintado  
**P** Cadeira de rodas dobrável em aço pintado

*Start<sup>2</sup>*

## Double cross frame - Quick release

### Series **CP103R**



### Optional accessories



**Cod. CPA121**  
Painted elevating  
footrests - PAIR



**Cod. CPA501**  
Linear table  
for wheelchair -  
55x32 cm



**Cod. CPA506**  
Table for wheelchair  
58x38 cm

### Spare parts

**Cod. CPR401 PAIR**  
Complete armrest

















**Cod. CPR413 PAIR**  
Rear wheel Ø 60 cm

**Cod. CPR411 SINGLE**  
PVC front wheel Ø  
20x5 cm

**Cod. CPR415 PAIR**  
Swing away lateral  
footrest

**Cod. CPR403**  
Only armrest padding

### Technical features

SPECIFICATIONS																
Front wheels		PVC, black, steel fork														
Rear wheels		Aluminium with radius, PU, black														
Upholstery		Padded nylon- Fire reaction tested, according to EN1021-1/2														
WEIGHT AND DIMENSION																
Measures in cm																 Max loading weight
CP103R-40								40		58						
CP103R-43								43		60,5						
CP103R-45	103	85	40	91	75	50	20	45	43	63	26,5	17,5	60	20	-	130
CP103R-48								48		65						
CP103R-50																



- EN** Folding wheelchair in painted steel  
**F** Fauteuil roulant pliant en acier vernis  
**ES** Silla de ruedas plegable en acero pintado  
**P** Cadeira de rodas dobrável em aço pintado

Next

## Double cross frame - Convertible to Transit

### Series CP110



- Back pocket
- Flip up desk type armrests, nylon padded
- Painted steel self-propelling ring
- Quick release wheels
- Hole for Ø 30 cm wheel
- Safety wheel
- Swing away adjustable footrests
- Heel stopper
- Black plastic footrest

### Spare parts

Cod. **CPR107** PAIR  
Complete armrest

Cod. **CPR111** PAIR Swing  
away lateral footrest

Cod. **CPR241** SINGLE  
Plastic footrest

Cod. **CPA242** PAIR PU  
rear wheel Ø 60 cm

Cod. **CPR140** SINGLE  
PVC front wheel Ø  
20x2,5 cm

Cod. **CPR105**  
Only armrest padding

### Optional accessories



Cod. **CPA150**  
Armrest adjustable  
height 74÷82cm from  
floor - PAIR



Cod. **CPA120V**  
Painted elevating  
footrests - PAIR



Cod. **CPA120C**  
Chrome-plated  
elevating footrests  
- PAIR



Cod. **CPA501**  
Linear table  
for wheelchair  
**55x32 cm**  
(except size 50)



















Cod. **CPA506**  
Table for wheelchair  
**58x38 cm**  
(except size 50)



Cod. **CPA517**  
Table for wheelchair  
large **68x57 cm**  
(only for size 50)

### Technical features

SPECIFICATIONS																
Front wheels		PVC, black, steel fork														
Rear wheels		Aluminium with radius, PU, black														
Upholstery		Padded nylon - Fire reaction tested, according to EN1021-1/2														
WEIGHT AND DIMENSION																
Measures in cm																 Max loading weight
CP110-40								40		64						
CP110-43								43		67						
CP110-45								45		69						
CP110-46	105	81	43	90	73	49	41÷56	46	42	69,5	26	18,5	60	20	-	150
CP110-48								48		71						
CP110-50								50		74						

- EN** Folding transit wheelchair - Painted steel  
**F** Fauteuil roulant pliant de transit - Acier verni  
**ES** Silla de ruedas plegable de tránsito - Acero pintado  
**P** Cadeira de rodas dobrável de trânsito - Aço pintado

Next go!

## Double cross frame - Convertible to self-propelling

### Series **CP115**



### Spare parts

Cod. **CPR107** PAIR  
Complete armrest

Cod. **CPR111** PAIR Swing  
away lateral footrest

Cod. **CPR241** SINGLE  
Plastic footrest

Cod. **CPA240** SINGLE  
PVC front wheel Ø  
20x2,5 cm

Cod. **CPR140** SINGLE  
PVC front wheel Ø  
20x2,5 cm

Cod. **CPR105**  
Only armrest padding

### Optional accessories



Cod. **CPA150**  
Armrest adjustable  
height 77÷85cm from  
floor - PAIR



Cod. **CPA120V**  
Painted elevating  
footrests - PAIR



Cod. **CPA120C**  
Chrome-plated  
elevating footrests  
- PAIR



Cod. **CPA501**  
Linear table  
for wheelchair  
55x32 cm  
(except size 50)


















Cod. **CPA506**  
Table for wheelchair  
58x38 cm  
(except size 50)



Cod. **CPA517**  
Table for wheelchair  
large 68x57 cm  
(only for size 50)

### Technical features

SPECIFICATIONS																
Front wheels		PVC, black, steel fork														
Rear wheels		With plastic radius, PU, black														
Upholstery		Padded nylon - Fire reaction tested, according to EN1021-1/2														
WEIGHT AND DIMENSION																
Measures in cm															 Max loading weight	
CP115-40								40		53						
CP115-43								43		56						
CP115-45								45		58						
CP115-46	98	75	41	92	76	50	41÷56	46	43	58,5	25	18,5	30	20	-	150
CP115-48								48		61						
CP115-50								50		63						



- EN** Folding wheelchair in painted steel  
**F** Fauteuil roulant pliant en acier vernis  
**ES** Silla de ruedas plegable en acero pintado  
**P** Cadeira de rodas dobrável em aço pintado

Dual

## Double cross frame - Convertible to Transit

### Series CP200



### Optional accessories



Cod. **CPA120V**  
 Cod. **CPA122V** (only for 38 size)  
 Painted elevating footrests -PAIR



Cod. **CPA120C**  
 Cod. **CPA122C** (only for 38 size)  
 Chrome-plated elevating footrests -PAIR



Cod. **CPA501**  
 Linear table for wheelchair  
**55x32 cm**



Cod. **CPA506**  
 Table for wheelchair  
**58x38 cm** (except size 50)



Cod. **CPA517**  
 Table for wheelchair large  
**68x57 cm** (except size 50)

### Spare parts

Cod. **CPR108** PAIR  
 Height adjustable armrest

Cod. **CPR111** PAIR  
 Swing away lateral footrest

Cod. **CPR135** PAIR  
 Lateral detachable footrest (size 38 only)

Cod. **CPA242** PAIR PU  
 rear wheel Ø 60 cm

















Cod. **CPR143** SINGLE PU  
 front wheel Ø 20x3 cm

Cod. **CPR241** SINGLE  
 Plastic footrest

Cod. **CPR150** PAIR Anti-tipper wheel Ø 4 cm

Cod. **CPR106**  
 Only PU armrest padding

### Technical features

SPECIFICATIONS																	
Front wheels		PU, black, aluminium fork															
Rear wheels		Aluminium, with radius, PU, black															
Upholstery		Padded nylon- Fire reaction tested, according to EN1021-1/2															
WEIGHT AND DIMENSION																	
Measures in cm																 Max loading weight	
CP200-38									38			58					
CP200-40									40			60					
CP200-43									43			63					
CP200-45	113	81	42	90	72÷80	49	41÷56	45	41	65	29	17,5	60	20	4	150	
CP200-46								46		65,5							
CP200-48								48		68							
CP200-50								50		70							

- EN** Folding transit wheelchair - Painted steel  
**F** Fauteuil roulant pliant de transit - Acier verni  
**ES** Silla de ruedas plegable de tránsito - Acero pintado  
**P** Cadeira de rodas dobrável de trânsito - Aço pintado

*Dual go!*

## Double cross frame - Convertible to self-propelling

### Series CP205



### Optional accessories



Cod. **CPA120V**  
Cod. **CPA122V** (only for 38 size)  
Painted elevating footrests - PAIR



Cod. **CPA120C**  
Cod. **CPA122C** (only for 38 size)  
Chrome-plated elevating footrests - PAIR



Cod. **CPA501**  
Linear table for wheelchair  
55x32 cm



Cod. **CPA506**  
Table for wheelchair  
58x38 cm (except size 50)



Cod. **CPA517**  
Table for wheelchair large 68x57 cm (except size 50)

### Spare parts

Cod. **CPR108** PAIR  
Height adjustable armrest

Cod. **CPR111** PAIR Swing away lateral footrest

Cod. **CPR135** PAIR  
Lateral detachable footrest (size 38 only)

Cod. **CPA240** PAIR PU rear wheel Ø 30 cm

Cod. **CPR143** SINGLE PU front wheel Ø 20x3 cm

Cod. **CPR241** SINGLE Plastic footrest

Cod. **CPR150** PAIR  
Anti-tipper wheel Ø 4 cm

Cod. **CPR106**  
Only PU armrest padding

### Technical features

SPECIFICATIONS																
Front wheels		PU, black, aluminium fork														
Rear wheels		Plastic radius, PU, black														
Upholstery		Padded nylon - Fire reaction tested, according to EN1021-1/2														
WEIGHT AND DIMENSION																
Measures in cm																
CP205-38								38		52						
CP205-40								40		54						
CP205-43								43		57						
CP205-45	104	76	42	90	71÷80	49	41÷55	45	41	59	25	17,5	30	20	4	
CP205-46								46		59,5						
CP205-48								48		62						
CP205-50								50		64						



- EN** Folding wheelchair - Painted steel  
**F** Fauteuil roulant pliant - Acier verni  
**ES** Silla de ruedas plegable - Acero pintado  
**P** Cadeira de rodas dobrável - Aço pintado

Plus

## Double cross - Bariatric

### Series CP300



### Optional accessories



Cod. **CPA154**  
Armrest adjustable height 69÷79cm from floor - PAIR



Cod. **CPA120V**  
Painted elevating footrests - PAIR



Cod. **CPA120C**  
Chrome-plated elevating footrests - PAIR



Cod. **CPA517**  
Table for wheelchair large 68x57 cm

### Spare parts

Cod. **CPR103** PAIR  
Complete armrest

Cod. **CPR241** SINGLE  
Plastic footrest

Cod. **CPR141** SINGLE PU  
front wheel Ø 20x5 cm

Cod. **CPR111** PAIR Swing  
away lateral footrest

Cod. **CPR122** PAIR Solid  
rear wheel Ø 60 cm

### Technical features

SPECIFICATIONS																
Front wheels	PU, black, steel fork															
Rear wheels	Plastic radius, PU, solid, black															
Upholstery	Padded nylon- Fire reaction tested, according to EN1021-1/2															
WEIGHT AND DIMENSION																
Measures in cm																
CP300-50								50		73						
CP300-55	118	90	48	92	76	52	43÷57	55	41	78	32	26	60	20	-	200
CP300-60								60		83						

- EN** Folding transit wheelchair - Painted steel  
**F** Fauteuil roulant pliant de transit - Acier verni  
**ES** Silla de ruedas plegable de tránsito - Acero pintado  
**P** Cadeira de rodas dobrável de trânsito - Aço pintado

*Plus!  
go!*

## Double cross - Bariatric

### Series CP310



### Optional accessories



**Cod. CPA154**  
Armrest adjustable height 69÷79cm from floor - PAIR



**Cod. CPA120V**  
Painted elevating footrests - PAIR



**Cod. CPA120C**  
Chrome-plated elevating footrests - PAIR



**Cod. CPA517**  
Table for wheelchair large 68x57 cm

### Spare parts

**Cod. CPR103** Complete armrest - PAIR

















**Cod. CPR241** SINGLE Plastic footrest

**Cod. CPR141** SINGOLA PU front wheel Ø 20x5 cm - SINGLE

**Cod. CPR111** Swing away lateral footrests - PAIR

**Cod. CPR132** PAIO PU rear wheel Ø 32 cm - PAIR

### Technical features

SPECIFICATIONS																
Front wheels	PU, black, steel fork															
Rear wheels	Plastic radius, PU, solid, black															
Upholstery	Padded nylon- Fire reaction tested, according to EN1021-1/2															
WEIGHT AND DIMENSION																
Measures in cm																 Max loading weight
CP310-50	104	77	48	92	70	52	43÷57	50	39	63	30	26	32	20	-	200
CP310-55								55		68						



- EN** Folding transit wheelchair - Painted steel  
**F** Fauteuil roulant pliant de transit - Acier verni  
**ES** Silla de ruedas plegable de tránsito - Acero pintado  
**P** Cadeira de rodas dobrável de trânsito - Aço pintado

Go!

## Single cross

### Series CP500



#### Optional accessories



Cod. **CPA150**  
Armrest adjustable  
height 73÷81 cm from  
floor - PAIR



Cod. **CPA120V**  
Painted elevating  
footrests - PAIR



Cod. **CPA120C**  
Chrome-plated  
elevating footrests  
- PAIR



Cod. **CPA501**  
Linear table  
for wheelchair  
55x32 cm



Cod. **CPA506**  
Table for wheelchair  
58x38 cm

#### Spare parts

Cod. **CPR101** PAIR  
Complete armrest

















Cod. **CPR131** PAIR PU  
Rear wheel Ø 30 cm

Cod. **CPR111** PAIR  
Swing away lateral  
footrest

Cod. **CPR241** SINGLE  
Plastic footrest

Cod. **CPR143** SINGLE  
PU front wheel Ø  
20x3 cm

#### Technical features

SPECIFICATIONS																	
Front wheels		PU, black, steel fork															
Rear wheels		Plastic radius, PU, black															
Upholstery		Padded nylon- Fire reaction tested, according to EN1021-1/2															
WEIGHT AND DIMENSION																	
Measures in cm																	Max loading weight
CP500-40								40			55						
CP500-43								43			58						
CP500-45	94	70	42	92	72	48	42÷54	45	43	60	26	17,5	30	20	-		120
CP500-46								46			60,5						
CP500-48								48			63						

- EN** Folding transit wheelchair - Painted steel  
**F** Fauteuil roulant pliant de transit - Acier verni  
**ES** Silla de ruedas plegable de tránsito - Acero pintado  
**P** Cadeira de rodas dobrável de trânsito - Aço pintado

Go!

## Single cross

### Series CP500R



### Optional accessories



Cod. **CPA121**  
Painted elevating  
footrests - PAIR



Cod. **CPA501**  
Linear table  
for wheelchair  
55x32 cm



Cod. **CPA506**  
Table for wheelchair  
58x38 cm

### Spare parts

Cod. **CPR401** PAIR  
Complete armrest

Cod. **CPR412** PAIR  
Rear wheel Ø 30 cm

Cod. **CPR411** SINGLE  
PU front wheel Ø  
20x5 cm

Cod. **CPR415** PAIR  
Swing away lateral  
footrest

### Technical features

SPECIFICATIONS																
Front wheels		PU, black, steel fork														
Rear wheels		Plastic radius, PU, black														
Upholstery		Padded nylon- Fire reaction tested, according to EN1021-1/2														
WEIGHT AND DIMENSION																
Measures in cm																
CP500R-40								40			58					
CP500R-43	103	75	40	91	73	50	20	43	43	60,5	26,5	16,5	30	20	-	120
CP500R-45								45			63					



- EN** Folding transit wheelchair - Painted steel  
**F** Fauteuil roulant pliant de transit - Acier verni  
**ES** Silla de ruedas plegable de tránsito - Acero pintado  
**P** Cadeira de rodas dobrável de trânsito - Aço pintado

Go up!

## Double cross

### Series CP520



#### Optional accessories



Cod. **CPR108**  
Armrest adjustable  
height 73÷81 cm from  
floor - PAIR



Cod. **CPA120V**  
Painted elevating  
footrests - PAIR



Cod. **CPA120C**  
Chrome-plated  
elevating footrests  
- PAIR



Cod. **CPA501**  
Linear table  
for wheelchair  
55x32 cm



Cod. **CPA506**  
Table for wheelchair  
58x38 cm

#### Spare parts

Cod. **CPR102** PAIR  
Complete armrest

Cod. **CPR131** PAIR PU  
rear wheel Ø 30 cm

Cod. **CPR111** PAIR  
Swing away lateral  
footrest

Cod. **CPR241** SINGLE  
Plastic footrest

Cod. **CPR143** SINGLE  
PU front wheel Ø  
20x3 cm

Cod. **CPR215S** Left  
Cod. **CPR215D** Right  
Nurse brake

#### Technical features

SPECIFICATIONS																
Front wheels							PU, black, steel fork									
Rear wheels							Plastic radius, PU, black									
Upholstery							Padded nylon- Fire reaction tested, according to EN1021-1/2									
WEIGHT AND DIMENSION																
Measures in cm																Max loading weight
CP520-40								40		55						
CP520-43								43		58						
CP520-45	99	73	42	93	72	48	42÷56	45	42	60	26	17,5	30	20	-	150
CP520-46								46		60,5						
CP520-48								48		63						







- EN** Folding wheelchair in painted steel  
**F** Fauteuil roulant pliant en acier vernis  
**ES** Silla de ruedas plegable en acero pintado  
**P** Cadeira de rodas dobrável em aço pintado

*Skippy*

### Single cross frame - Convertible to Transit

#### Series **CP620**

##### Compact



#### Optional accessories



Cod. **CPA120V**  
Painted elevating  
footrests - PAIR



Cod. **CPA120C**  
Chrome-plated  
elevating footrests -  
PAIR



Cod. **CPA501**  
Linear table  
for wheelchair  
**55x32 cm**



Cod. **CPA506**  
Table for wheelchair  
**58x38 cm**

#### Spare parts

Cod. **CPR610** PAIR  
Complete armrest























Cod. **CPR621** PAIR PU  
rear wheel Ø 50 cm

Cod. **CPR625** PAIR  
Detachable footrest

Cod. **CPR241** SINGLE  
Plastic footrest

Cod. **CPR620** SINGLE  
PU Front wheel Ø  
18 cm

#### Technical features

SPECIFICATIONS																						
Front wheels	PU, black, plastic fork																					
Rear wheels	Aluminium radius, PU, black																					
Upholstery	Padded nylon- Fire reaction tested, according to EN1021-1/2																					
WEIGHT AND DIMENSION																						
Measures in cm																						
CP620-40	100	73	41	92	80	53	45÷57	40	37	51	26	16,5	50	18	-	110						
CP620-43								43		54												

- EN** Folding transit wheelchair - Painted steel  
**F** Fauteuil roulant pliant de transit - Acier verni  
**ES** Silla de ruedas plegable de tránsito - Acero pintado  
**P** Cadeira de rodas dobrável de trânsito - Aço pintado

*Skinny go!*

**Single cross frame - Convertible to a self-propelling**

**Series CP625**

**Compact**



**Optional accessories**



**Cod. CPA120V**  
Painted elevating  
footrests - PAIR



**Cod. CPA120C**  
Chrome-plated  
elevating footrests -  
PAIR



**Cod. CPA501**  
Linear table  
for wheelchair  
**55x32 cm**



**Cod. CPA506**  
Table for wheelchair  
**58x38 cm**

**Spare parts**

**Cod. CPR610 PAIR**  
Complete armrest

**Cod. CPR622 PAIR**  
PU rear wheel Ø 30cm

**Cod. CPR625 PAIR**  
Detachable footrest

**Cod. CPR241 SINGLE**  
Plastic footrest

**Cod. CPR620 SINGLE**  
PU Front wheel Ø  
18 cm

**Technical features**

SPECIFICATIONS																
Front wheels	PU, black, plastic fork															
Rear wheels	Plastic radius, PU, black															
Upholstery	Padded nylon- Fire reaction tested, according to EN1021-1/2															
WEIGHT AND DIMENSION																
Measures in cm																Max loading weight
CP625-40	88	61	41	92	80	53	45÷57	40	37	51	26	16,5	30	18	-	110
CP625-43								43		54						



## Accessories for standard wheelchairs



Cod. **CPA110-45**  
WC seat 45 cm  
(size 45 only)



Cod. **CPA100-40**,  
**CPA100-43**, **CPA100-45**,  
**CPA100-50**  
Foam cushion 5 cm h



Cod. **CAR900**  
Headrest



Cod. **CPA501**  
Linear table  
55x32 cm (except sizes  
50-55-60)



Cod. **CPA506**  
Table for wheelchair  
58x38 cm (except sizes  
50-55-60)



Cod. **CPA517**  
Table for wheelchair  
68x57 cm  
(sizes 50-55-60 only)



Cod. **CPA120V**  
Cod. **CPA122V** (only for  
38 size)  
Painted elevating  
footrests - PAIR



Cod. **CPA120C**  
Cod. **CPA122C** (only for  
38 size)  
Chrome-plated  
elevating footrests  
- PAIR



Cod. **CPA121**  
Pedana elevabile  
verniciata - PAIO  
**DM332/99:**  
**12.24.03.109**  
**DPCM 12.01.2017**  
**12.22.91.718**



Cod. **CPA130**  
Footrest  
(sizes 45, 46, 48, 50, 55  
only - No red models)



Cod. **CPA605**  
Oxygen bottle holder in  
chromed steel Ø bottle  
max 12 cm



Cod. **CPA606** Cod. **CPA600**  
Polyester Adjustable IV pole  
Oxygen  
bottle holder  
Ø bottle max  
12 cm



Cod. **CPA234**  
One hand drive kit



Cod. **CPA240**  
PU rear wheel - PAIR  
(only for CP110,  
CP200)



Cod. **CPR622**  
PU solid rear wheel Ø  
30 cm - PAIR (only for  
CP620)



Cod. **CPA242**  
PU rear wheel Ø 60 cm  
- PAIR (sizes CP115,  
CP205 only)



Cod. **CPA244**  
Quick release rear wheel,  
PNEUMATIC Ø 60 cm  
- PAIR  
(only for CP102,  
CP110, CP200)



Cod. **CPR150**  
Anti-tipper wheels  
4 cm - PAIR  
(only for CP100, CP102,  
CP110, CP115, CP205,  
CP500, CP520)



Cod. **CAR605**  
Anti-heft bar  
(except CP620,  
CP625)



Cod. **CPA150**  
Armrest adjustable  
height 74÷82 cm from  
floor - PAIR (only for  
CP100, CP102, CP110,  
CP115, CP500)



Cod. **CPA154**  
Armrest adjustable  
height 69÷79cm from  
floor - PAIR (only for  
CP300, CP310)



Cod. **CPR108**  
Armrest adjustable  
height 73÷81 cm from  
floor - PAIR (only for  
CP520)



Cod. **CPA160**  
Armrest PAIR  
(only for CP100,  
CP102, CP110, CP115,  
CP500)



Cod. **CPA140-xx**  
Universal backrest  
extension - specify the size  
38/40/43/45/48/50/55/60  
(No red models)



**KOALA (MOPEDIA)**  
Restraining system line



Cod. **RP245**  
Safety belt



Cod. **RP247**  
Safety belt with spring  
buckle

### Kit to convert a transit to a self-propelling:

From Next (CP110) to Next Go! (CP115)  
CPR216D, right brake;  
CPR216S, left brake;  
CPA240, small wheel - pair;  
nr. 2 CPR342, quick release pivot for back wheel;

From Next Go! (CP115) to Next (CP110)  
CPR210D, right brake dx;  
CPR210S, left brake;  
CPA242, big wheel - pair;  
nr. 2 CPR343, quick release pivot for back wheel;

From Dual (CP200) to Dual Go! (CP205)  
CPA240, small wheel - pair;  
nr. 2 CPR342, quick release pivot for back wheel;

From Dual Go! (CP205) to Dual (CP200):  
CPA242, big wheel - pair;  
CPR343, quick release pivot for back wheel;

From Skinny (CP620) to Skinny Go! (CP625)  
CPR622, small wheel - pair;  
CPR211D, right brake;  
CPR211S, left brake;

From Skinny Go! (CP625) to Skinny (CP620)  
CPR621, big wheel - pair;  
CPR630D, right brake;  
CPR630S, left brake;

## Spare parts for standard wheelchairs



**Cod. CPR100**  
Complete armrest PAIR  
(only for CP100,  
CP102)



**Cod. CPR107**  
Complete armrest PAIR  
(only for CP110,  
CP115)



**Cod. CPR108**  
Height adjustable  
armrest PAIR (only for  
CP200, CP205)



**Cod. CPR103**  
Complete armrest PAIR  
(only for CP300-  
CP310)



**Cod. CPR101**  
Complete armrest PAIR  
(only for CP500)



**Cod. CPR102**  
Complete armrest PAIR  
(only for CP520)



**Cod. CPR610**  
Complete armrest PAIR  
(only for CP620-  
CP625)



**Cod. CPR400**  
Complete armrest PAIR  
(only for CP100R)



**Cod. CPR401**  
Complete armrest PAIR  
(only for CP103R-  
CP500R)



**Cod. CPR215S Left**  
**Cod. CPR215D Right**  
Brake (only for CP520)



**Cod. CPR111**  
Swing away lateral  
footrests - PAIR



**Cod. CPR135**  
Swing away lateral  
footrest PAIR  
(size 38 only)



**Cod. CPR625**  
Swing away lateral  
footrests - PAIR  
(only for CP620-CP625)



**Cod. CPR415**  
Swing away lateral  
footrests - PAIR (series  
CP100R-CP103R-CP500R)



**Cod. CPR241**  
Plastic footrest SINGLE (only  
blue models)



**Cod. CPR120**  
PU rear wheel Ø 60 cm  
- PAIR (only for  
CP100)



**Cod. CPA242**  
U rear wheel Ø 60 cm  
- PAIR  
(only for CP102-  
CP110-CP200-CP205)



**Cod. CPR122**  
Solid rear wheel Ø 60  
cm - PAIR  
(only for CP300)



**Cod. CPR621**  
PU rear wheels  
Ø 50cm - PAIR  
(only for CP620)



**Cod. CPR413**  
PU rear wheels  
Ø 60cm - PAIR  
(only for CP100R-  
CP103R)



**Cod. CPR150**  
Anti-tipper wheels 4 cm -  
PAIR (only for CP200-  
CP205)



**Cod. CPR132**  
PU rear wheel Ø 32 cm  
- PAIR  
(only for CP310)



**Cod. CPA240**  
PU rear wheels - PAIR  
(only for CP115-  
CP205)



**Cod. CPR131**  
PU rear wheel Ø 30 cm  
- PAIR (only for  
CP500-CP520)



**Cod. CPR622**  
PU solid rear wheel  
Ø 30cm - PAIR (only  
for CP625)



**Cod. CPR412**  
PU solid rear wheel  
Ø 30cm - PAIR  
(only for CP500R)



**Cod. CPR140**  
PVC front wheel  
Ø 20 x 2,5 cm - SINGLE  
(only for CP100-  
CP102-CP110-CP115)



**Cod. CPR141**  
PVC front wheel Ø 20x5  
cm - SINGLE  
(only for CP300-  
CP305)




**Cod. CPR143**  
PVC front wheel Ø 20x3  
cm - SINGLE  
(only for CP200-  
CP205-CP500-  
CP520)



**Cod. CPR620**  
PU front wheel  
Ø 18cm - SINGLE  
(only for CP620-  
CP625)



**Cod. CPR410**  
PVC front wheel  
Ø 20 x 2,5 cm - SINGLE  
(only for CP100R)



**Cod. CPR411**  
PU front wheel  
Ø 20 x 5 cm - SINGLE  
(only for CP103R-  
CP500R)



- EN** Folding wheelchair in painted steel  
**F** Fauteuil roulant pliant en acier vernis  
**ES** Silla de ruedas plegable en acero pintado  
**P** Cadeira de rodas dobrável em aço pintado

**Kiddy**

## Single cross frame - Children

Cod. **CP880-35**

Height adjustable handle  
86÷99 cm



Supplied with



Elevating footrests

### Optional accessories



Cod. **CPA600**  
Adjustable IV Pole



Cod. **CPA605**  
Chromed steel oxygen  
bottle holder Ø Max  
oxygen bottle 12 cm



Cod. **CPA606**  
Polyester Oxygen bottle  
holder - Ø oxygen bottle  
Max 12 cm



Cod. **CPA507**  
Table for wheelchair  
58x38 cm



Cod. **CPA501**  
Linear table  
55x32 cm



Cod. **RP247**  
Safety belt with  
spring buckle

### Spare parts



Cod. **CPR810**  
Flip up armrest -PAIR



Cod. **CPR821**  
PU rear wheel Ø 56  
cm - SINGLE



Cod. **CPR820**  
PVC front wheel Ø  
15 cm - SINGLE



Cod. **CPR827**  
Armrest padding only



















Cod. **CPR815**  
Lateral footrests



Cod. **CPR817**  
Elevating footrests

### Technical features

SPECIFICATIONS																
Front wheels	PVC, black, painted steel fork															
Rear wheels	Plastic radius, grey PU wheels															
Upholstery	Padded nylon- Fire reaction tested, according to EN1021-1/2															
WEIGHT AND DIMENSION																
Measures in cm																
CP880-35	94	74	36	86÷99	62	42	37÷42	35	37	56	31	14,5	56	15	-	100

- EN** Folding travel wheelchair in anodized aluminium
- F** Fauteuil roulant pliant de voyage en aluminium anodisé
- ES** Silla de transporte de viaje plegable en aluminio anodizado
- P** Cadeira de rodas de viagem dobrável em alumínio anodizado

Travel

## Double cross frame

Cod. **CP850-37**



Front



Side



Folded

W:66 x D:29 x H:60cm



7 Kg

Wheelchair weight

## Optional accessories



Cod. **CBR850**

Bag for transport

## Spare parts



Cod. **CBR294**

Back wheels Ø 20 cm  
- SINGLE



Cod. **CBR301**

















Front wheel Ø 13 cm  
- SINGLE



Cod. **RP247**

Safety belt with  
spring buckle

## Technical features

SPECIFICATIONS																
Front wheels	Grey, solid with plastic fork															
Rear wheels	Plastic radius, grey solid wheels															
Upholstery	Padded nylon- Fire reaction tested, according to EN1021-1/2															
WEIGHT AND DIMENSION																
Measures in cm																
CP850-37	86	58	38	89	65	43	33	37	41	44	29	7	20	13	-	75

- EN** Folding wheelchair in painted steel  
**F** Fauteuil roulant pliant en acier vernis  
**ES** Silla de ruedas plegable en acero pintado  
**P** Cadeira de rodas dobrável em aço pintado

Comfy-S

## Single cross frame - Reclining backrest

### Series CP800



#### Optional accessories



Cod. **CPA501**  
Linear table  
for wheelchair



Cod. **CPA506**  
Table for wheelchair  
**58x38 cm**



Cod. **CAR831**  
Armrest desk type  
- PAIR



Cod. **CAR171**  
Elevating footrest  
- PAIR



Cod. **CAR174**  
PU rear wheel Ø 60  
cm - PAIR



















Cod. **CAR172**  
PU front wheel Ø 20  
cm - PAIR



Cod. **CAR173**  
Anti-tipper wheel Ø  
5 cm - PAIR

#### Spare parts

#### Technical features

SPECIFICATIONS																
Front wheels	Grey, PU, plastic fork															
Rear wheels	Aluminium radius, grey PU wheels															
Upholstery	Padded nylon															
WEIGHT AND DIMENSION																
Measures in cm																 Max loading weight
CP800-40								40		62						
CP800-43	123	90	44	100÷126	75	50	50÷64	43	83	65	30	26	60	20	5	100
CP800-46								46		68						



- EN** Folding transit wheelchair - Painted steel  
**F** Fauteuil roulant pliant de transit - Acier verni  
**ES** Silla de ruedas plegable de tránsito - Acero pintado  
**P** Cadeira de rodas dobrável de trânsito - Aço pintado

*Comfy-go!*

## Single cross frame - Reclining backrest

### Series CP805



#### Optional accessories



Cod. **CPA501**  
Linear table  
for wheelchair



Cod. **CPA506**  
Table for wheelchair  
58x38 cm



Cod. **CAR831**  
Armrest desk type  
- PAIR



Cod. **CAR171**  
Elevating footrest  
- PAIR



Cod. **CAR175**  
PU rear wheel  
(only CP805)



Cod. **CAR172**  
PU front wheel Ø 20  
cm - PAIR



Cod. **CAR173**  
Anti-tipper wheel Ø  
5 cm - PAIR

#### Spare parts

#### Technical features

SPECIFICATIONS															
Front wheels				Grey, PU, plastic fork											
Rear wheels				Plastic radius, grey PU wheels											
Upholstery				Padded nylon											
WEIGHT AND DIMENSION															
Measures in cm															Max loading weight
CP805-40								40		62					
CP805-43	123	90	44	100÷126	75	50	50÷64	43	83	65	30	25	30	20	5
CP805-46								46		68					

- EN** Folding wheelchair in painted aluminium  
**F** Fauteuil roulant pliant en aluminium verni  
**ES** Silla de transporte plegable en aluminio pintado  
**P** Cadeira de rodas dobrável em alumínio pintado

**Comfy**

## Double cross frame - Reclining Backrest

### Series **CP810**

Headrest extension with  
adjustable pad, detachable

Nurse brake

Height adjustable  
flip-back armrests,  
PU padded



Adjustable wheel with  
mechanical brake

Anti-tipper wheel

Adjustable wheel

Reclining, extended backrest



Elevating, revolving,  
detachable footrests  
with length and  
inclination adjustable

Height adjustable  
PU legrest

Black plastic footrest,  
inclination adjustable

### Optional accessories



Cod. **CPA506**  
Table for wheelchair  
58x38 cm

### Spare parts



Cod. **CAR830**  
Elevating Armrest  
- PAIR



Cod. **CAR168**  
Elevating footrest  
- PAIR



Cod. **CAR217**  
PU rear wheel - PAIR



















Cod. **CAR226**  
PU front wheel -  
PAIR



Cod. **CAR314**  
Anti-tipper wheel -  
PAIR

### Technical features

SPECIFICATIONS																
Front wheels	Grey, PU, aluminium fork															
Rear wheels	Aluminium radius, grey PU wheels															
Upholstery	Padded nylon															
WEIGHT AND DIMENSION																
Measures in cm																
CP810-40								40			62					
CP810-43	116	92	46	138	70	50	50÷64	43	89	65	33	20	60	20	5	100
CP810-46								46			68					

## Accessories for Comfy-S, Comfy-S Go!, Comfy



Cod. **CPA100-40, CPA100-43, CPA100-45**  
Foam cushion h 5 cm



Cod. **CAR605**  
Antitheft bar



Cod. **CPA130**  
Footrest  
(for sizes 46 only)



**KOALA** Restraining  
system line



Cod. **RP247**  
Safety belt with spring  
buckle



Cod. **RP245**  
Safety belt  
(CP810 only)



Cod. **RCA120**  
IV pole (image for illustrative  
purpose only)



Cod. **CPA506**  
Table for wheelchair  
58x38 cm



Cod. **CPA501**  
Linear table  
55x32 cm

## Spare parts for Comfy-S, Comfy-S Go!



Cod. **CAR831**  
Desk type armrest  
- PAIR (for CP800-  
CP805)



Cod. **CAR171**  
Elevating footrest  
- PAIR (for CP800-  
CP805 only)



Cod. **CAR173**  
Anti-tipper wheel Ø 5  
cm - PAIR (for CP800-  
CP805 only)



Cod. **CAR174**  
PU rear wheel Ø 60  
cm - PAIR (only for  
CP800)



Cod. **CAR172**  
PU front wheel Ø 20 cm  
- PAIR  
(only for CP800)



Cod. **CAR175**  
PU rear wheel  
- PAIR  
(only for CP805)

## Spare parts for Comfy



Cod. **CAR830**  
Elevating armrest - PAIR



Cod. **CAR168**  
Elevating footrest -  
PAIR



Cod. **CAR217**  
PU rear wheel - PAIR



Cod. **CAR226**  
PU front wheel - PAIR



Cod. **CAR314**  
Anti-tipper wheel - PAIR



- EN** Multifunction wheelchair - Painted steel  
**F** Fauteuil roulant multifonction - Acier verni  
**ES** Silla de rueda polifuncional - Acero pintado  
**P** Cadeira de rodas multifuncional - Aço pintado

Relief  
go!

**Rear wheels Ø 30 cm**

### Series CP900



### Optional accessories



Cod. **CAR525**  
Wheelchair table



Cod. **CAR710**  
3 section headrest



Cod. **RP245**  
Safety belt

### Spare parts

Cod. **CAR832 PAIR**  
Elevating armrest

Cod. **CAR219 PAIR PU**  
rear wheel

Cod. **CAR720 PAIR**  
Chest support

Cod. **CAR169 PAIR**  
Elevating footrest

Cod. **CAR226 PAIR**  
PU front wheel Ø  
20 cm
















Cod. **CAR718**  
Legs divider

Cod. **CAR705 PAIR**  
Anatomic PU headrest

Cod. **CAR316 PAIR**  
Anti-tipper wheel

Cod. **CAR719 PAIR**  
Knee adductor  
protection

### Technical features

SPECIFICATIONS																	
Front wheels		Grey, PU, aluminium fork adjustable															
Rear wheels		Plastic radius, grey PU wheels															
Upholstery		Black washable nylon, removable															
Padding		Anatomic, in printed polyurethane															
Optional included		Adjustable divider - Knee protection - Chest support in height, width and angle adjustable - Anti-tipper wheels															
WEIGHT AND DIMENSION																	
Measures in cm																 Max loading weight	
CP900-40		113	81	45	108	64÷77	57	40÷60	40	49	57	-	41	30	20	5	120
CP900-45									45		62	-	43				

- EN** Multifunction wheelchair - Painted steel  
**F** Fauteuil roulant multifonction - Acier verni  
**ES** Silla de rueda polifuncional - Acero pintado  
**P** Cadeira de rodas multifuncional - Aço pintado

Relief

**Rear wheels Ø 60 cm**

Series **CP910**



#### Optional accessories



Cod. **CAR525**  
Wheelchair table



Cod. **CAR710**  
3 section headrest



Cod. **RP245**  
Safety belt

#### Spare parts

Cod. **CAR832** PAIR  
Elevating armrest

Cod. **CAR169** PAIR  
Elevating footrest

Cod. **CAR705**  
Anatomic PU headrest

Cod. **CAR218** PAIR PU  
rear wheel Ø 60 cm

Cod. **CAR226** PAIR  
PU front wheel Ø 20 cm
















Cod. **CAR316** PAIR  
Anti-tipper wheel

Cod. **CAR720** PAIR  
Chest support

Cod. **CAR718**  
Legs divider

Cod. **CAR719** PAIR  
Knee adductor protection

#### Technical features

SPECIFICATIONS																	
Front wheels		Grey, PU, aluminium fork adjustable															
Rear wheels		Aluminium radius, grey PU wheels															
Upholstery		Black washable nylon, removable															
Padding		Anatomic, in printed polyurethane															
Optional included		Adjustable divider - Knee protection - Chest support in height, width and angle adjustable - Anti-tipper wheels															
WEIGHT AND DIMENSION																	
Measures in cm																 Max loading weight	
CP910-40		113	81	45	108	64÷77	57	40÷60	40	49	60	-	45	60	20	5	120
CP910-45									45		65		46				

## Accessories for Relief, Relief Go!



Cod. **CAR710**  
3 section headrest



Cod. **CAR525**  
Wheelchair table



Cod. **RP245**  
Safety wheel

## Spare parts for Relief, Relief Go!



Cod. **CAR832**  
Elevating armrests -  
PAIR



Cod. **CAR169**  
Elevating footrests -  
PAIR



Cod. **CAR218**  
PU rear wheel - PAIR  
(CP910)



Cod. **CAR219**  
PU rear wheel - PAIR  
(CP900)



Cod. **CAR226**  
PU front wheel - PAIR



Cod. **CAR316**  
Anti-tipper wheel -  
PAIR



Cod. **CAR705**  
Anatomic PU headrest



Cod. **CAR718**  
Legs divider



Cod. **CAR719**  
Knee adductor protection - PAIR



Cod. **CAR720**  
Chest support - PAIR



